

Recommended Steps: Putting On Personal Protective Equipment (PPE)

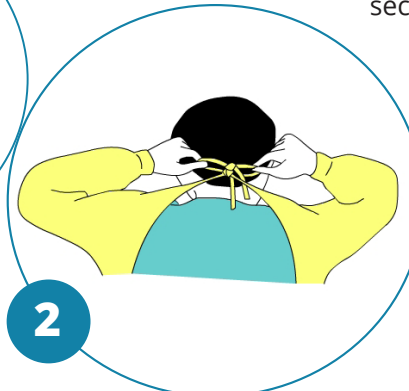
Note - if a PPE is not needed or unavailable move to the next step in the process.

1. Perform Hand Hygiene



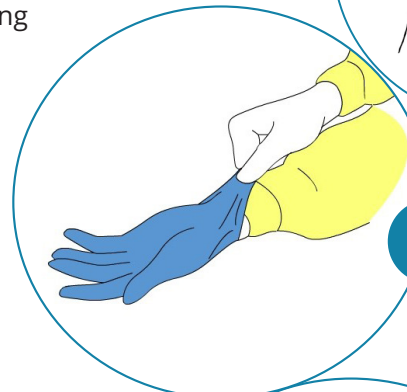
2. Put on Gown

- Tie neck and waist ties securely



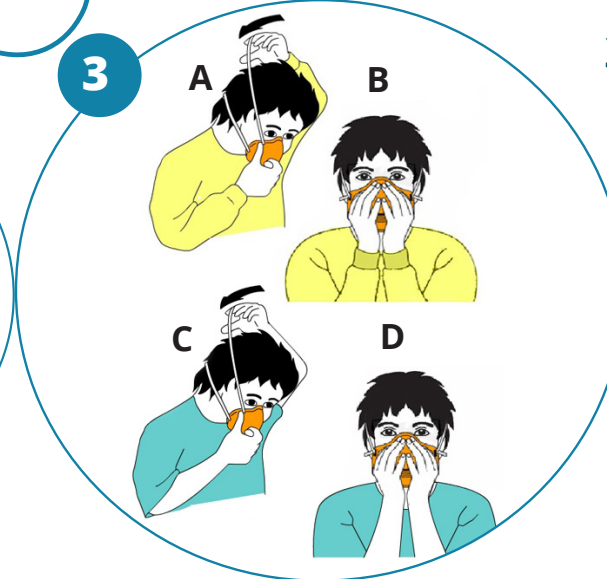
5. Put on Gloves

- Put on gloves, taking care not to tear or puncture glove
- If a gown is worn, the glove fits over the gown's cuff



3. Put on Mask/N95 Respirator

- Place mask over nose and under chin
- Secure ties, loops or straps
- Mould metal piece to your nose bridge
- For respirators, perform a seal-check



4. Put on Protective Eyewear

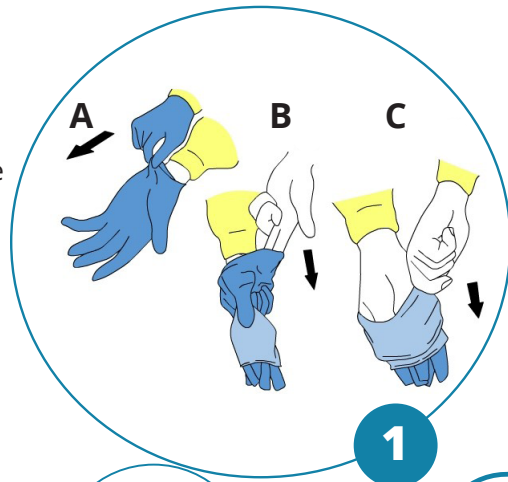
- Put on eye protection and adjust to fit
- Face shield should fit over brow



Recommended Steps: Taking Off Personal Protective Equipment (PPE)

1. Remove Gloves

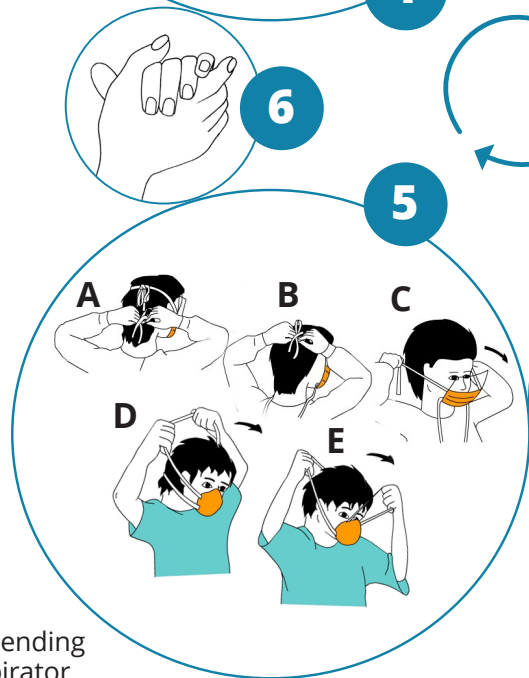
- Remove gloves using a glove-to-glove / skin-to-skin technique
- Grasp outside edge near the wrist and peel away, rolling the glove inside-out
- Reach under the second glove and peel away
- Discard immediately into waste receptacle



6. Perform Hand Hygiene

5. Remove Mask/ N95 Respirator

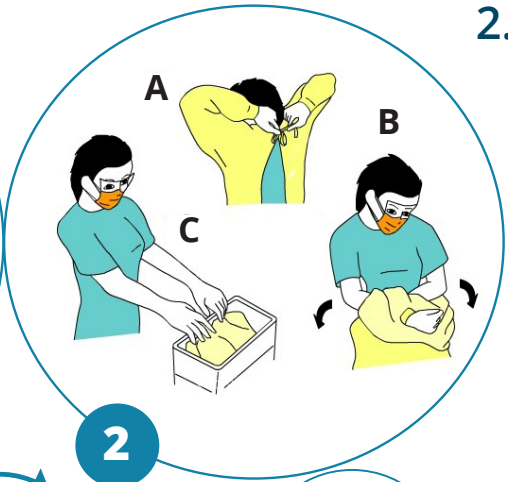
- Ties/ear loops/straps are considered 'clean' and may be touched with hands
- The front of the mask/respirator is considered to be contaminated
- Untie bottom tie then top tie, or grasp straps or ear loops
- Pull forward off the head, bending forward to allow mask/respirator to fall away from the face
- Discard immediately into waste receptacle



Note: if using a washable mask please store safely for cleaning at home

2. Remove Gown

- Remove gown in a manner that prevents contamination of clothing or skin
- Starting at the neck ties, the outer, 'contaminated', side of the gown is pulled forward and turned inward, rolled off the arms into a bundle, then discarded immediately in a manner that minimizes air disturbance.



3. Perform Hand Hygiene

4. Remove Eye Protection

- Arms of goggles and headband of face shields are considered to be 'clean' and may be touched with the hands
- The front of goggles/face shield is considered to be contaminated
- Remove eye protection by handling ear loops, sides or back only
- Discard into waste receptacle or into appropriate container to be sent for reprocessing
- Personally-owned eyewear may be cleaned by the individual after each use

