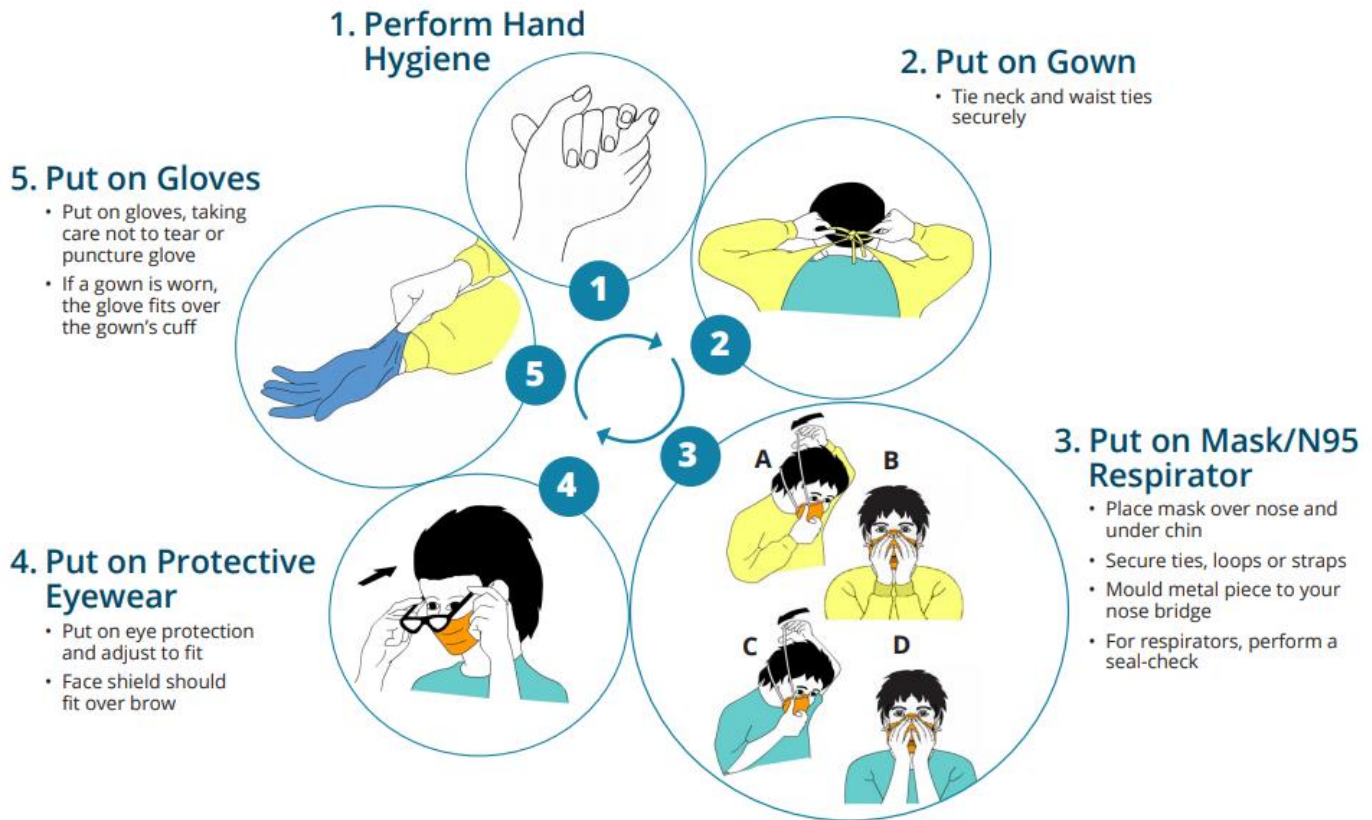


<b>TOPIC:</b> Staff Resources	<b>SUBJECT:</b> How to Put On and Take Off Personal Protective Equipment (PPE)	<b>Code:</b> SR005
		<b>Date of Issue:</b>
		<b>Revised:</b>
		<b>Page:</b> Page 1 of 2

## Recommended Steps: Putting On Personal Protective Equipment (PPE)



Note - if a PPE is not needed or unavailable move to the next step in the process.



# AVENUE II COVID-19 PANDEMIC PLANNING MANUAL

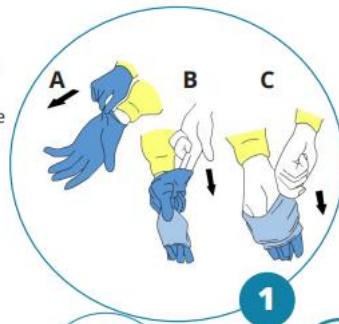
<b>TOPIC:</b> Staff Resources	<b>SUBJECT:</b> How to Put On and Take Off Personal Protective Equipment (PPE)	<b>Code:</b> SR005
		<b>Date of Issue:</b>
		<b>Revised:</b>
		<b>Page:</b> Page 2 of 2

## Recommended Steps: Taking Off Personal Protective Equipment (PPE)



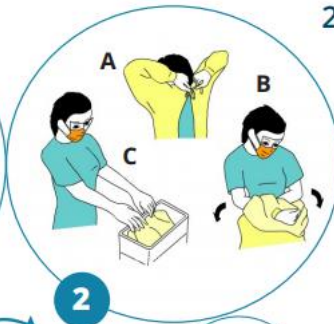
### 1. Remove Gloves

- Remove gloves using a glove-to-glove / skin-to-skin technique
- Grasp outside edge near the wrist and peel away, rolling the glove inside-out
- Reach under the second glove and peel away
- Discard immediately into waste receptacle



### 2. Remove Gown

- Remove gown in a manner that prevents contamination of clothing or skin
- Starting at the neck ties, the outer, 'contaminated', side of the gown is pulled forward and turned inward, rolled off the arms into a bundle, then discarded immediately in a manner that minimizes air disturbance.



### 6. Perform Hand Hygiene

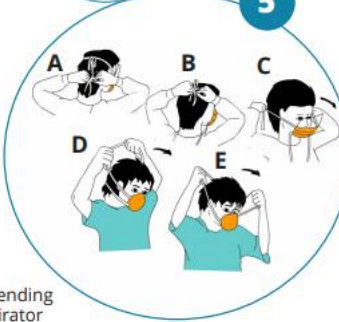


### 3. Perform Hand Hygiene



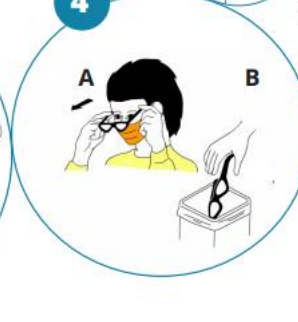
### 5. Remove Mask/ N95 Respirator

- Ties/ear loops/straps are considered 'clean' and may be touched with hands
- The front of the mask/respirator is considered to be contaminated
- Untie bottom tie then top tie, or grasp straps or ear loops
- Pull forward off the head, bending forward to allow mask/respirator to fall away from the face
- Discard immediately into waste receptacle



### 4. Remove Eye Protection

- Arms of goggles and headband of face shields are considered to be 'clean' and may be touched with the hands
- The front of goggles/face shield is considered to be contaminated
- Remove eye protection by handling ear loops, sides or back only
- Discard into waste receptacle or into appropriate container to be sent for reprocessing
- Personally-owned eyewear may be cleaned by the individual after each use



**Note: if using a washable mask please store safely for cleaning at home**

This is an excerpt from Routine Practices and Additional Precautions In All Health Care Settings (Appendix L) and was reformatted for ease of use.

