

AVENUE II COVID-19 PANDEMIC PLANNING MANUAL

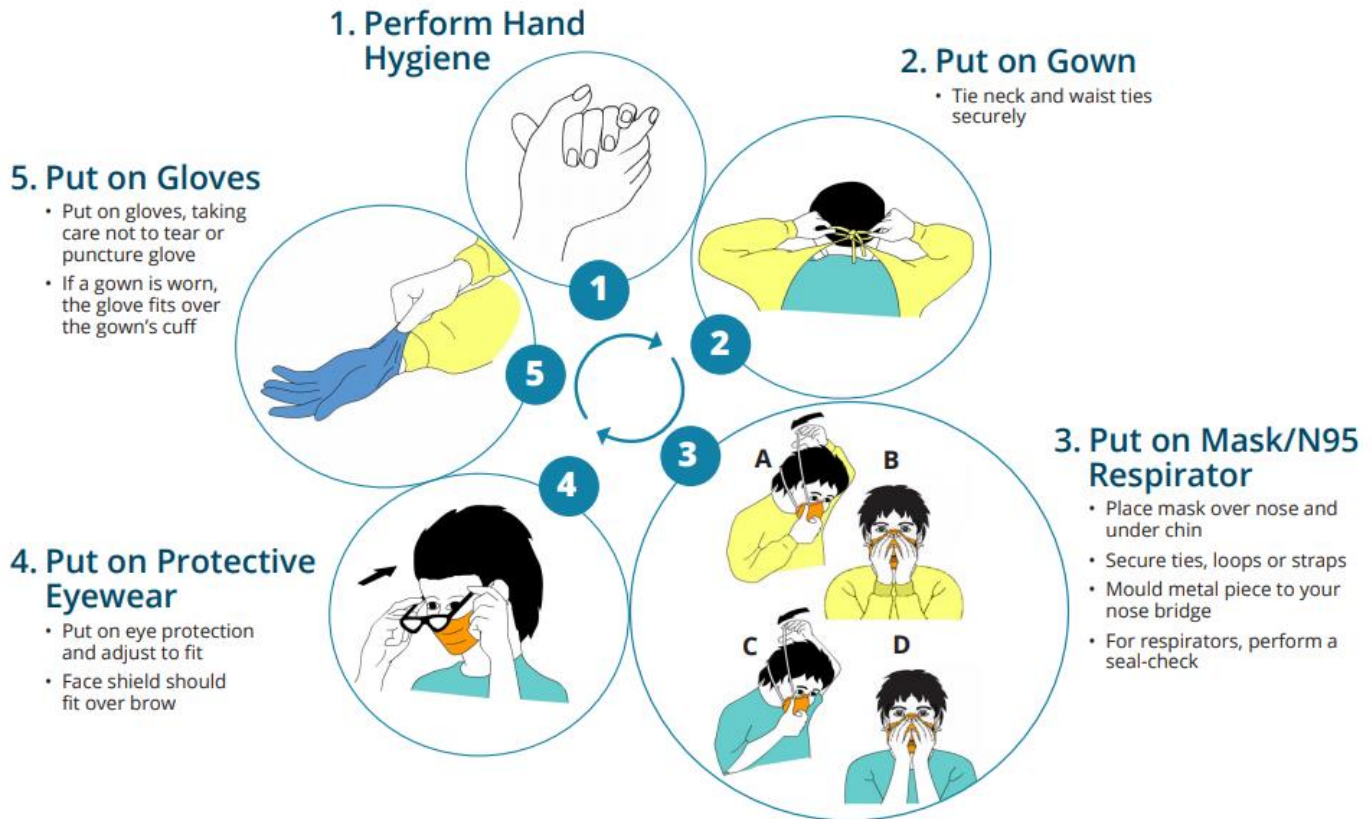
TOPIC: Staff Resources	SUBJECT: How to Put On and Take Off Personal Protective Equipment (PPE)	Code: SR005
		Date of Issue:
		Revised: June 2022
		Page: Page 1 of 2

For a video demonstration please visit www.avenueii.com the Our Organization tab, Staff Area section under Staff Training.

Recommended Steps: Putting On Personal Protective Equipment (PPE)



Note - if a PPE is not needed or unavailable move to the next step in the process.



AVENUE II COVID-19 PANDEMIC PLANNING MANUAL

TOPIC: Staff Resources	SUBJECT: How to Put On and Take Off Personal Protective Equipment (PPE)	Code: SR005
		Date of Issue:
		Revised: June 2022
		Page: Page 2 of 2

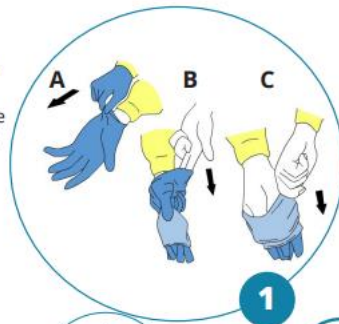
For a video demonstration please visit www.avenueii.com the Our Organization tab, Staff Area section under Staff Training.

Recommended Steps: Taking Off Personal Protective Equipment (PPE)



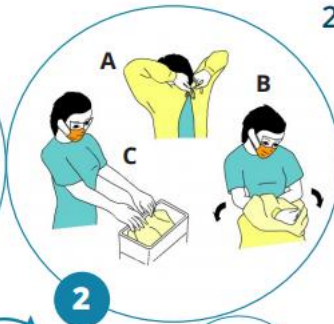
1. Remove Gloves

- Remove gloves using a glove-to-glove / skin-to-skin technique
- Grasp outside edge near the wrist and peel away, rolling the glove inside-out
- Reach under the second glove and peel away
- Discard immediately into waste receptacle



2. Remove Gown

- Remove gown in a manner that prevents contamination of clothing or skin
- Starting at the neck ties, the outer, 'contaminated', side of the gown is pulled forward and turned inward, rolled off the arms into a bundle, then discarded immediately in a manner that minimizes air disturbance.



6. Perform Hand Hygiene

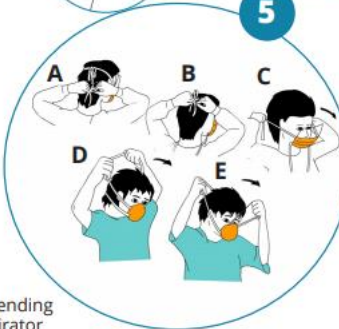


3. Perform Hand Hygiene



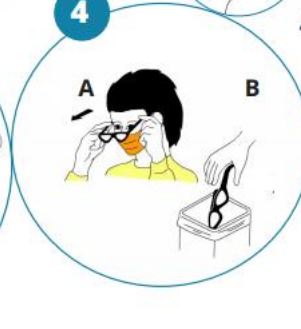
5. Remove Mask/ N95 Respirator

- Ties/ear loops/straps are considered 'clean' and may be touched with hands
- The front of the mask/respirator is considered to be contaminated
- Untie bottom tie then top tie, or grasp straps or ear loops
- Pull forward off the head, bending forward to allow mask/respirator to fall away from the face
- Discard immediately into waste receptacle



4. Remove Eye Protection

- Arms of goggles and headband of face shields are considered to be 'clean' and may be touched with the hands
- The front of goggles/face shield is considered to be contaminated
- Remove eye protection by handling ear loops, sides or back only
- Discard into waste receptacle or into appropriate container to be sent for reprocessing
- Personally-owned eyewear may be cleaned by the individual after each use



Note: if using a washable mask please store safely for cleaning at home

This is an excerpt from Routine Practices and Additional Precautions In All Health Care Settings (Appendix L) and was reformatted for ease of use.

